

# 2019 MISSISSIPPI

AGRICULTURE, FORESTRY & NATURAL RESOURCES



**MISSISSIPPI STATE UNIVERSITY™**  
DIVISION OF AGRICULTURE, FORESTRY,  
AND VETERINARY MEDICINE



## MISSISSIPPI

# AGRICULTURE, FORESTRY & NATURAL RESOURCES

(OVERVIEW)

**34,700** farms

**10.4** million acres of land farmed

**\$28.5** billion value of farmland & buildings

**19.7** million acres of forestland

**14,000** miles of streams

**640,000** acres of ponds & lakes

### Top 6 enterprises in 2019

- poultry and eggs
- forestry
- soybeans
- cotton
- corn
- cattle and calves

Value of production figures were estimated in December 2019. These estimates may change as USDA releases updated information in 2020.

## MAKING A

# DIFFERENCE IN OUR STATE

(BY THE NUMBERS)

**\$7.45**  
billion

2019 farm-gate value of ag  
and forestry production  
(includes government pymts)

**\$16.17**  
billion

2019 value-added to  
the MS economy by ag  
and forestry production

**\$105.1**  
million

R&D expenditures by MSU  
in agricultural sciences -  
#11 national ranking

**3,667**

Students enrolled  
in Ag Division colleges  
at MSU, Fall 2019 -  
highest ever

**181,219**

Farm Bureau  
members served  
by the largest farm  
organization in the  
state

A graphic consisting of a dark red circle with a white border. Inside the circle, the year '2019' is written in a bold, white, sans-serif font. To the right of the circle, a dark red banner extends horizontally, containing the text 'CHALLENGING YEAR' in a bold, white, sans-serif font.

**2019**

## CHALLENGING YEAR

Floods, tariffs, and weather issues made 2019 a challenging year for many Mississippi producers. Despite those factors, a number of positive events occurred.

**Corn Yields** *174 bushels per acre*

**Corn Production** *107.88 million bushels*

**Corn Production** *\$455 million*  
(value)

**Cotton Yields** *1,097 lbs per acre*

**Cotton Production** *1.6 million bales*

**Soybean Yields** *50 bushels per acre*

**Peanut Yields** *4,000 lbs per acre*

**Broiler Production** *\$2.62 billion*  
(value)

All production and income estimates are subject to change as USDA releases updated information in 2020.

## Mississippi is in the Top 20 in the production of 12 agricultural commodities

- **#1** in Catfish
- **#3** in Pulpwood
- **#3** in Sweet Potatoes
- **#3** in Cotton
- **#3** in Cottonseed
- **#5** in Broilers
- **#6** in Rice
- **#9** in Peanuts
- **#13** in Soybeans
- **#18** in Hay
- **#19** in Corn
- **#20** in Hogs & Pigs



MISSISSIPPI

## FARMS & FARMERS

**Farm acreage** 10,400,000

**Forestry acreage** 19,700,000

### Demographics of farmers

#### Race

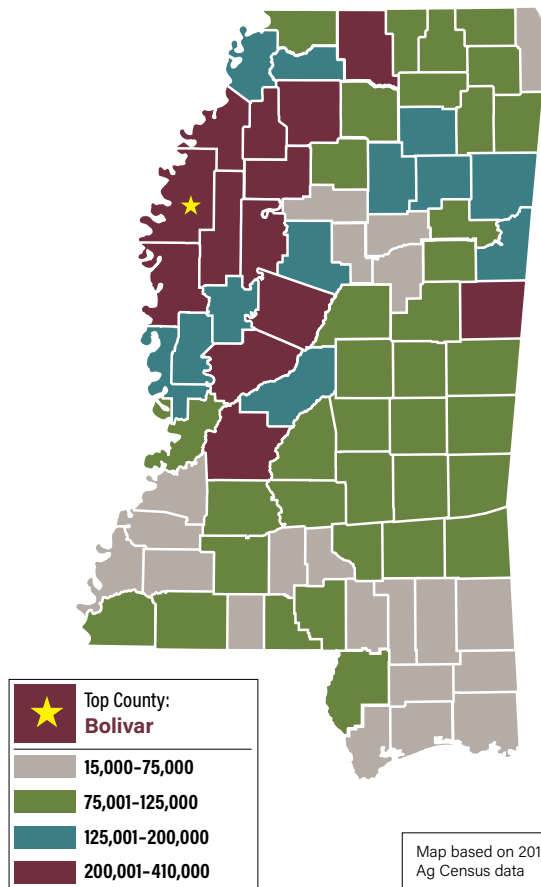
White	85.9%
African American	13.1%
Other	1.0%

#### Gender

Male	73.9%
Female	26.1%

**Average age** 59.9

### ACREAGE IN FARMS



Map based on 2017  
Ag Census data



MISSISSIPPI

## FARMS & FARMERS

Number of farms 34,700

Farms with \$1 million  
or more in sales 1,946

Value of farmland  
& buildings \$28.5B

Average size of farm (acres) 300

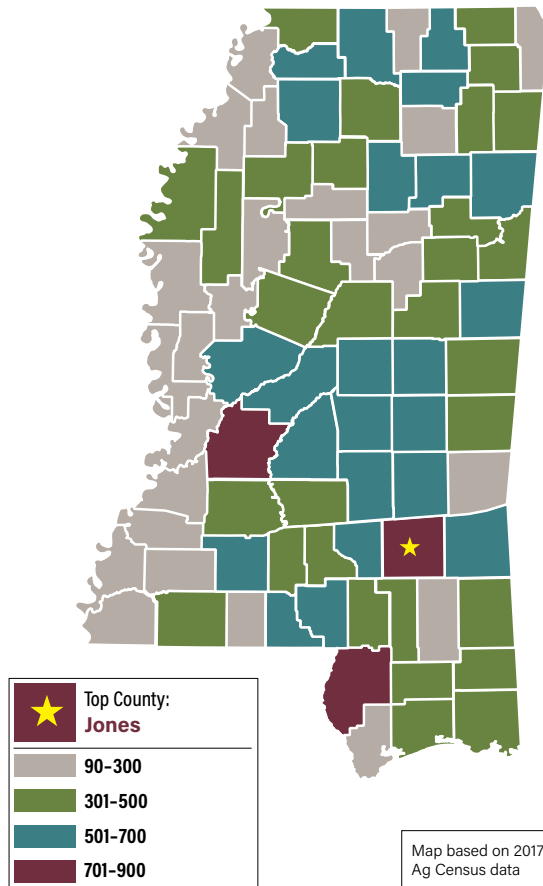
### Principal operators' primary occupation

Farming 18,347

Other 27,118

Source: 2017 Ag Census and National Ag Statistics Service, USDA.

## NUMBER OF FARMS





MISSISSIPPI

## BROILERS

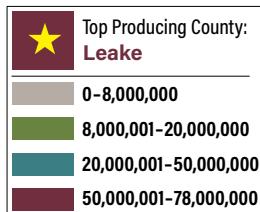
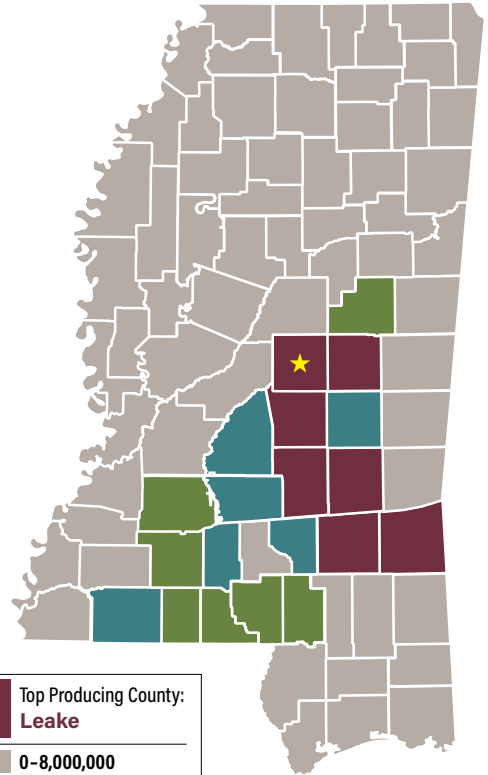
**756,000,000** broilers produced in 2019

**1,237** farms

**\$2,622** million value of production in 2019



## NUMBER OF BROILERS SOLD



Map based on 2017  
Ag Census data



MISSISSIPPI

## FORESTRY

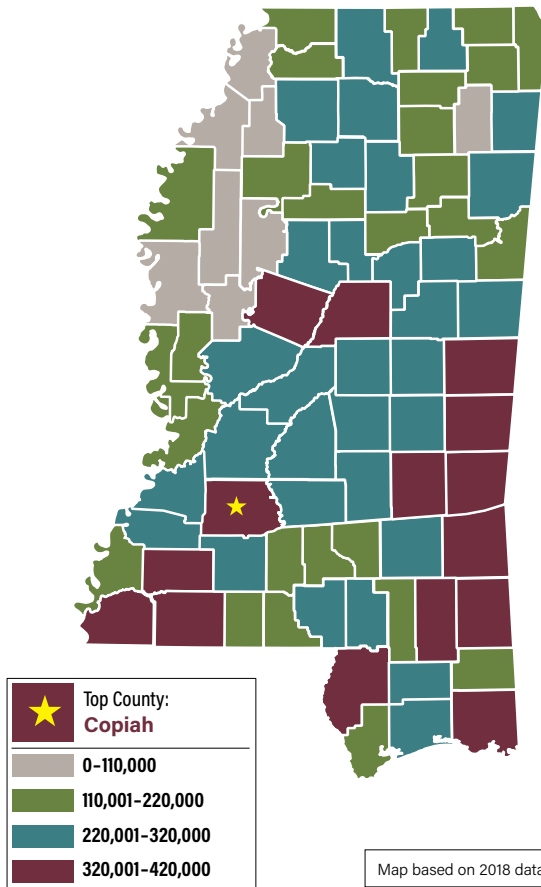
**19,700,000** acres

**125,000** forest landowners

**\$1,150** million value of production in 2019



## FOREST ACREAGE





MISSISSIPPI

## SOYBEANS

**1,630,000** acres harvested in 2019

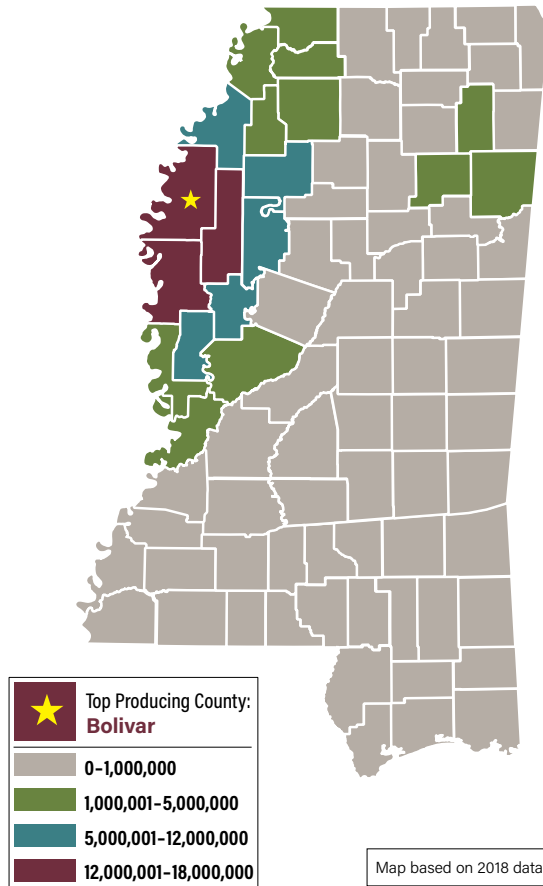
**81,500,000** bushels produced in 2019

**3,087** farms

**\$762** million value of production in 2019



## SOYBEAN BUSHELS





MISSISSIPPI

**COTTON**

**700,000** acres harvested in 2019

**1,600,000** bales produced in 2019

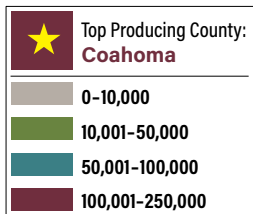
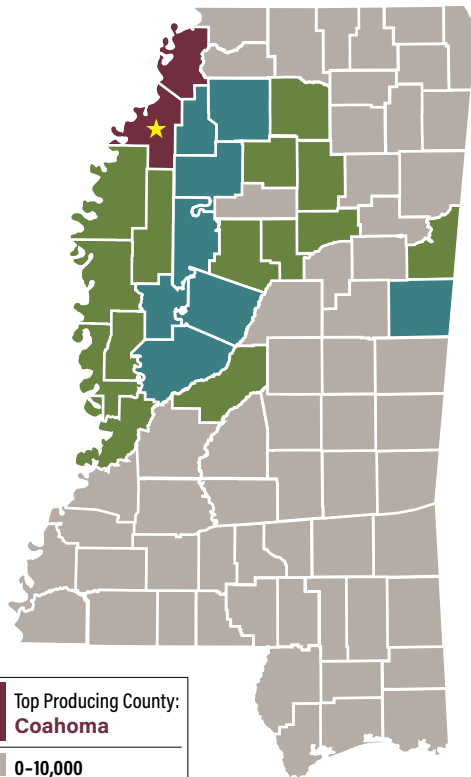
**780** farms

**\$585** million value of production in 2019



**\$6**  
**MILLION**  
ABOVE 2018  
VALUE OF  
PRODUCTION

**COTTON BALES**



Map based on 2018 data



MISSISSIPPI

## CORN

**620,000** acres harvested in 2019

**107,880,000** bushels produced in 2019

**1,427** farms

**\$455** million value of production in 2019

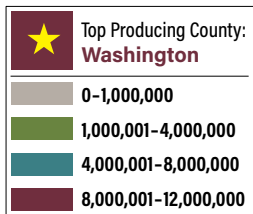
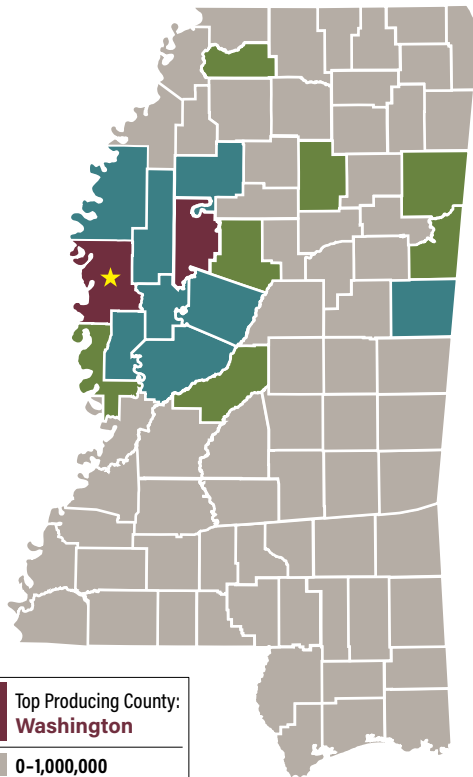


**\$128**

**MILLION**

ABOVE 2018  
VALUE OF  
PRODUCTION

## CORN BUSHELS



Map based on 2018 data



MISSISSIPPI

## CATTLE & CALVES

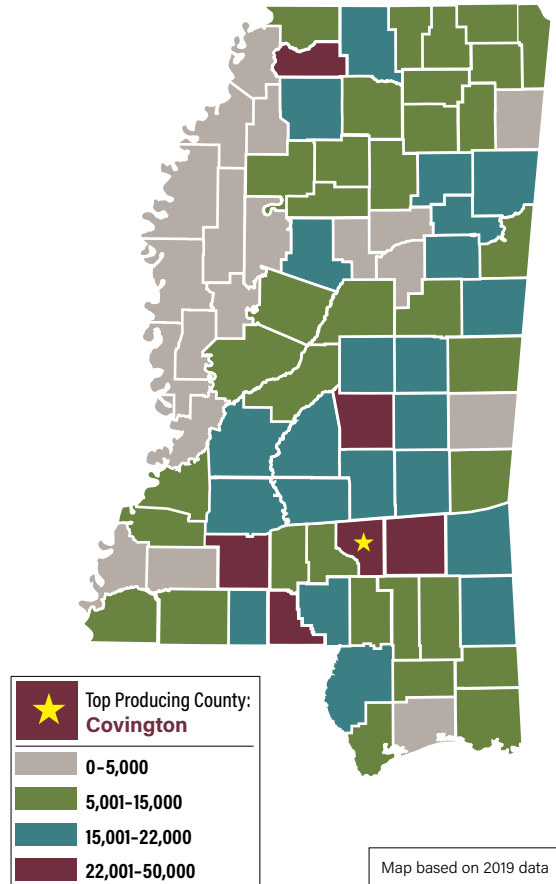
**900,000** head in 2019 *(1/1/19 inventory)*

**15,980** farms

**\$268** million value of production in 2019



## CATTLE AND CALF INVENTORY





MISSISSIPPI

## CATFISH

**205** operations

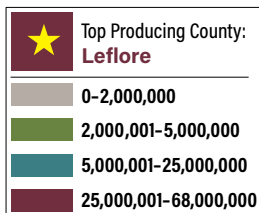
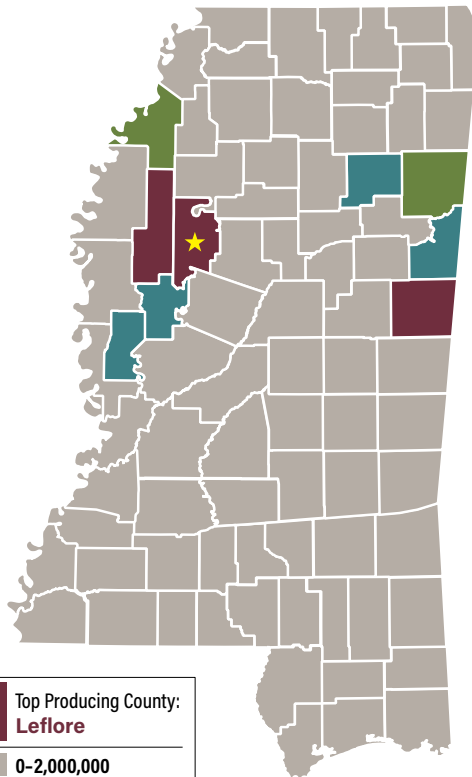
**36,300** acres of production

**\$172** million value of production in 2019



**\$8**  
**MILLION**  
ABOVE 2018  
VALUE OF  
PRODUCTION

## CATFISH SOLD IN DOLLARS



Map based on 2017 data



MISSISSIPPI

## RICE

**113,000** acres harvested in 2019

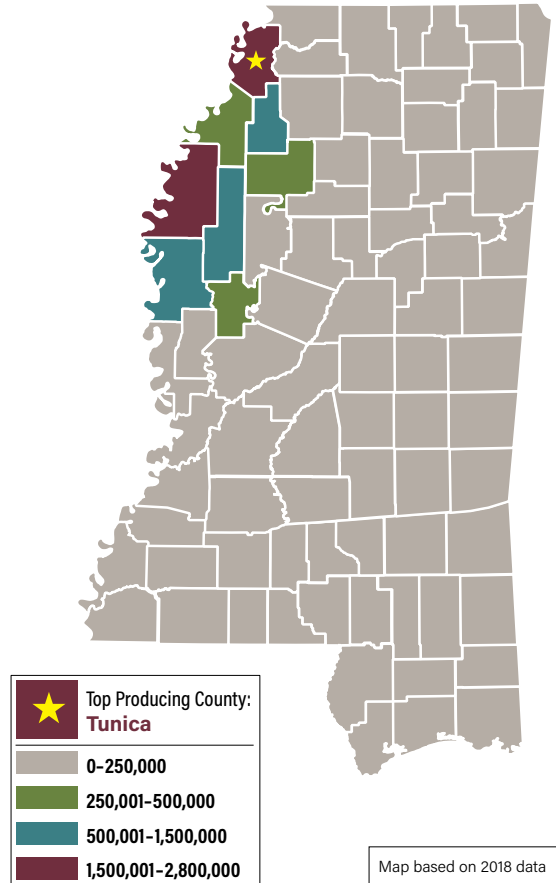
**8,302,000** hundredweight  
produced in 2019

**221** farms

**\$91** million value of production in 2019



## RICE HUNDREDWEIGHT





MISSISSIPPI

## WHEAT

**21,000** acres harvested in 2019

**987,000** bushels produced in 2019

**162** farms

**\$5** million value of production in 2019



MISSISSIPPI

## HAY

**610,000** acres harvested in 2019

**1.40** million tons produced in 2019

**11,565** farms

**\$151** million value of production in 2019



**\$31**  
**MILLION**  
ABOVE 2018  
VALUE OF  
PRODUCTION



MISSISSIPPI

## SWEET POTATOES

**26,000** acres harvested in 2019

**4.55** million hundredweight  
produced in 2019

**172** farms

**\$95** million value of production in 2019



MISSISSIPPI

## HORTICULTURE

**\$106** million value of production in 2019 for  
**horticulture crops** excluding sweet potatoes.

**Horticulture crops** include vegetables,  
melons, potatoes, fruits, tree nuts, berries,  
nurseries, greenhouses, floriculture, sod, and  
Christmas tree farms.



**\$2**

**MILLION**

ABOVE 2018  
VALUE OF  
PRODUCTION



MISSISSIPPI

## EGGS

**1,410** million eggs produced in 2019

**234** farms with 100+ layers

**\$155** million value of production in 2019



MISSISSIPPI

## HOGS

**190,000** hogs and pigs

*(12/23/19 inventory)*

**1,021,000** piglets born in 2019

**437** farms with hogs

**\$96** million value of production in 2019





MISSISSIPPI

## PEANUTS

**19,000** acres harvested in 2019

**76.0** million pounds produced in 2019

**113** farms

**\$16** million value of production in 2019



MISSISSIPPI

## DAIRY MILK

**65** Grade A Dairy Herds

*(Estimated 12/2019)*

**8,000** milk cows in 2019

**\$24** million value of  
production of milk in 2019



**\$2**  
**MILLION**  
ABOVE 2018  
VALUE OF  
PRODUCTION



MISSISSIPPI

## GRAIN SORGHUM

**40** farms

**\$1.0** million value of production in 2019

*Acreage and yield/production estimates for Mississippi were discontinued in 2019.*



MISSISSIPPI

## HORSES

**126,000** horses | **72** public arenas

**\$1.15** billion total economic impact

**\$890** million value of depreciated investments | **39,500** jobs



Data based on 2008 study by Agricultural Economics, Mississippi State University



MISSISSIPPI

## FISHING, HUNTING & WILDLIFE WATCHING

**14,000** miles of streams

**345,000** acres of ponds

**295,000** acres of large  
lakes and reservoirs

**\$2.7** billion annual economic impact

**\$1.14** billion from hunting

**\$772** million from fishing

**\$829** million from wildlife watching

**66,171** jobs

---

Data based on 2010 study by Forest and Wildlife  
Research Center, Mississippi State University.



### APPRECIATION IS EXPRESSED TO THE FOLLOWING INDIVIDUALS FOR THEIR INPUT:

David Ammon, John Auel, Dominique Belcher,  
Karen Brasher, Elizabeth Canales, Alba Dinarte,  
Kevin Hudson, Samantha Laird, Josh Maples, Will  
Maples, Kenner Patton, Amanda Stone, and Bob  
Williams.



DIVISION OF AGRICULTURE, FORESTRY,  
AND VETERINARY MEDICINE

Mississippi State University's Division of Agriculture, Forestry, and Veterinary Medicine is one of five divisions at MSU and includes the College of Agriculture and Life Sciences, College of Forest Resources, College of Veterinary Medicine, Forest and Wildlife Research Center, Mississippi Agricultural and Forestry Experiment Station, and the MSU Extension Service.

[www.dafvm.msstate.edu](http://www.dafvm.msstate.edu)



The Mississippi Farm Bureau Federation serves as the largest and strongest general farm organization in Mississippi, with over 181,000 member families in 82 county Farm Bureaus. It is a voluntary, non-governmental, non-partisan organization seeking solutions to problems affecting the lives of farm families, both socially and economically.

[www.msfb.org](http://www.msfb.org)

# Mississippi Value of Production Estimates

DECEMBER 2019

by: Division of Agriculture, Forestry, and Veterinary Medicine  
Mississippi State University

Commodity	2018 in million dollars	2019
Broilers/Eggs/Chickens	2,867	2,780
Forestry	1,150	1,150
Soybeans	1,047	762
Cotton	579	585
Corn	327	455
Cattle/Calves	278	268
Catfish	164	172
Hay	120	151
Horticulture Crops	104	106
Hogs	97	96
Sweet Potatoes	107	95
Rice	113	91
Milk	22	24
Peanuts	19	16
Wheat	7	5
Govt. Programs / Misc.	399	689
Grand Total	\$7,400	\$7,445



**MISSISSIPPI STATE UNIVERSITY™**  
DIVISION OF AGRICULTURE, FORESTRY,  
AND VETERINARY MEDICINE



Source: MSU Extension Service and Mississippi Agricultural Statistics Service. The 2019 government programs estimate is preliminary. Miscellaneous sales from 2017 Ag Census.